

A Guide for King Abdullah Fellows



Dear KA Fellows:

Welcome and congratulations on your acceptance to Emory University! You are coming to a great institution for an important educational experience through the King Abdullah Fellowship. While preparing to make travel to Atlanta, you may have numerous questions regarding this transition, your academic work at Emory and life in Atlanta. This guide has been put together with the help of King Abdullah Fellowship Program's staff to address some of the questions you may have and to help make this transition as smooth as possible.

This guide is divided into 3 parts:

- a) What you should know and do before coming to Emory University
- b) What you should know and do after arrival; and
- c) Persons you may want to be in contact with throughout the transition process.

You will also receive other orientation materials from the International Student and Scholars Services (ISSS) and from the department to which you've been accepted. We recommend that you stay in close touch with our Program staff, whose contact information is given in Section C. You may also contact current scholars before your arrival. They may be able to address questions regarding both academic and personal life in Atlanta.

At the end of the guide we have listed a few useful websites. Most of the information contained in this manual about Emory and Atlanta is also available on the Emory website, www.emory.edu.

We look forward to your joining us!



Dr. Scott McNabb with the first group of Fellows

Table of Contents

A. Before Departure

- Pre-Departure Checklist
- Preparing for the Consular Interview
- Preparing to Study in the US
- Bringing Your Family
- Studying English
- Children
- What to Bring
- Initial Entry into the US
- Immigration Status
- International Student and Scholar Services
- Orientations
- Health Insurance
- Temporary Housing
- Permanent Housing
- Expenses

B. Settling In

- Transportation
- Driver's License Information
- Shopping
- Sales Tax
- Phone
- Internet
- Banking
- Emory Card
- Parking
- MARTA Bus and Rail

C. Living in Atlanta

- Enjoying Your Stay
- Things to Do in Atlanta
- Key Contact Information

Part A: Before Departure

Pre-Departure Checklist

Here are things you should do after acceptance by Emory and before you depart your country:



- ✓ **Visit the [Rollins School of Public Health \(RSPH\) website](#).**
- ✓ **Contact RSPH to tell them you are accepting admission.**
- ✓ **Obtain a valid passport for yourself and your family.** Be sure that the visa has at least 6 months before the expiration date.
- ✓ **Obtain copies of financial documents and your offer letter** that shows how you will be supported while you are at Emory. You may be asked for these at the US border inspection. Keep your letter of admission to the School handy and the letter of support from the Program.
- ✓ **Fill out and submit Form 1-901 and pay the SEVIS fee.** The US Department of Homeland Security (DHS) requires the collection of a one-time SEVIS fee from F-1 students. You can read more detailed information about this fee and instructions for the required Form I-901 at the website: www.ice.gov/sevis/i901/index.htm. The SEVIS fee should be processed by DHS at least 3 business days prior to the consular interview. Fees will not be payable at the consulate.
- ✓ **Apply for your visa** at the U.S. Consulate or Embassy. Be sure to use the I-20 sent to you by the University. Please check your I-20 to confirm the information about you and about your program.
- ✓ **Purchase traveler's checks** (recommended amount, U.S. \$2,000 - \$3,000) to cover costs on the way to Emory and during your first month in the United States. Keep the receipt separate from the traveler's checks. You will need some money to purchase items you may need daily.
- ✓ **Obtain copies of important medical and dental records, x-rays, and prescriptions** written in generic terms for you and any accompanying dependents. Obtain certificates of immunizations and vaccinations for you and any accompanying dependents.
- ✓ Carefully **read all of the emails** you received from the Program Director, Office of Admissions, your ADAP and Coordinators of the Program.
- ✓ If you are a GH student, **register for classes** online (HPM students will be registered by the ADAP).

Preparing for the Consular Interview

An interview with a U.S. consular officer is now required in order to obtain a student visa. In the interview, **you must establish that you do not intend to immigrate** to the U.S. and that you have a residence in a country outside the U.S. to which you will return.

You will be **presumed to have immigrant intent until** the consular officer establishes that you qualify for nonimmigrant status. **The burden of proof is on you**, so being prepared for the interview is extremely important. Here are some suggestions to help you prepare:



- Anticipate that the interview will be conducted in English. Because English is not your native language, practice the conversation, preferably with a native speaker, before the interview.
- Consular officers are under considerable time pressure to conduct a quick and efficient interview. Remember that what you say first and the initial impression you make are critical to your success.
- Make your answers to the officer's questions complete but keep them as brief as possible. Listen carefully and be sure that you understand the question; if you are not absolutely sure you understood the question fully, ask the officer to please repeat the question.
- Organize your supporting documentation logically for presentation without hesitation or fumbling through a briefcase. Do not bring papers with you to the interview unless you are prepared to show the documents to the consular officer.
- Do not bring parents or siblings with you to the interview.
- Be prepared to discuss what you expect to gain from a U.S. educational experience and describe how you will use your education upon returning to your home country.
- Be friendly and courteous to the consular officer and try to appear confident that you will receive the visa.

Preparing to Study in the US

There are three skills that you will need in order to study effectively and efficiently in the US:

English Proficiency: All courses are taught in English, and it is much easier to manage if you have a high English proficiency level.

Computer Literacy: Computers are an important part of daily life. Students use computers for a variety of tasks, including registration for classes, doing research and preparing class assignments.



Typing Skills: Because you will be writing on the computer every day, solid typing skills will significantly improve the speed with which you can complete your assignments.

It is recommended that Fellows strengthen these skills as much as possible before beginning the program.

Bringing your Family

If you intend to travel to the United States with your family, it is important that you ask Emory University to send you an **I-20 with your dependent's information** on the form. Dependents are defined as your spouse and unmarried children under the age of 21. **All dependents will need a separate I-20** in order to enter the United States. The dependents will need to apply for an **F-2** visa before entering. The I-20 document must be used to enter the United States with evidence of the visa in the traveler's passport. The **additional costs** for dependents are listed on the Financial Certification Statement that accompanied your application for admission.

Current amount required for spouse per year: \$8,400

Current amount required for each dependent child per year: \$4,200

Studying English

The Saudi Arabian Cultural Mission (SACM) provides opportunities to improve your English skills. A list of recommended English language centers in Georgia (and other states), is provided by SACM, to help advance in the English language and future studies in the US. Visit this site for the list of English Language Centers: http://sacm.org/StudentServices/ELC_English.pdf

Granting scholarship to spouse: <http://www.sacm.org/ScholarShip/SchInfo.aspx>

Children

In the United States, children ages 5-16 are required to attend school. You are not required to pay tuition to enroll your child in public schools; however, other school fees may be necessary. The public school that your child will attend will be determined by where you live. Private schools are also available, but those schools charge tuition.

School usually begins in the first week of August. To enroll children in school you will need:

Step 1

The first step is to make sure you have an Immunization Certificate (Georgia DHR Form 3231) and the Vision, Dental & Hearing (form 3300). **YOU MAY NOT REGISTER YOUR CHILD WITHOUT THIS DOCUMENTATION.** To see locations of immunization centers, you can go on-line to: <http://www.dekalbhealth.net/> The closest center to Emory is the CENTRAL DEKALB HEALTH CENTER (Also known as T.O. Vinson Health Center) and it is located at 440 Winn Way, Decatur, GA 30033 Tel: 404.294.3762 (Please visit the website above or call for more detailed directions).

Step 2

After you have obtained the Immunization Certificate and Vision Dental and Hearing certificate, you will need to go to the school. Make sure you have the following with you so that your child can be correctly enrolled:

- **Proof of age (birth certificate or passport or I-94)**
- **Proof of residence (utility bill or phone bill or rental contract with your name on it)**
- **Transcript or Report Card from previous school (with translation if possible)**
- **Immunization Certificate (Georgia DHR Form 3231)**
- **Vision, Dental & Hearing Certificate (Georgia DHR Form 3300)**

NOTE

The minimum age levels for grades must be attained by September 1st of the academic year; e.g., to enroll a child in 1st grade, the child must be aged 6 by September 1st of the school year. Kindergarten programs exist for all children aged 5 by September 1st. Preschool programs exist for four-year-olds, but are often limited, with enrollment typically occurring based on a lottery that takes place the spring of the preceding academic year.

What to Bring



Electrical Appliances: Plan to purchase items in the United States or bring many adaptors, as the electrical current differs here from Saudi Arabia.

Bedding and Towels

Clothing: Be prepared to dress for both cold and hot weather. Students dress informally for class. Both women and men often wear slacks or blue jeans with T-shirts or sweat shirts. When more formal dress is appropriate, women usually wear a dress or a skirt, and men wear a shirt and tie, possibly a sports jacket. If you have a suit, you may wish to bring it for such occasions.

Medicine: Until you find a U.S. equivalent and become accustomed to medicines, you will want to have with you the medications you normally take. If you are bringing prescriptions, doctors' instructions, or medicine from your home country, include an English translation to show a US doctor or pharmacist if necessary.

Driver's License and Other Identification: It is also helpful if you can bring an international driving license or your home country driving license with you for additional identification. A credit card can also serve as a form of identification. To open a checking account, you are required to have two forms of photo identification, so having a driver's license in addition to your passport will be helpful. Also, if you are going to apply for a Georgia driver's license, you will need to surrender your home country license or your international driver's license. If you do not want to give up your home country license, make sure you bring an international driver's license with you.

Initial Entry into the US

It is important to be aware of these items related to your entry into the US:

- You may **NOT** enter the U.S. **more than 30 days** before the start date of your program on your Form I-20.
- When you arrive at the **U.S. port of entry**, you will present to an immigration official:
 - your passport (or travel document)
 - visa
 - evidence of financial support
 - SEVIS Form I-20



You should also be prepared to present your **receipt notice of having paid the SEVIS fee**.

- Upon **initial entry** in F-1 status, the immigration official must be satisfied that you intend to attend the school specified on the visa.
- Upon entry into the United States, the immigration officer will examine your Form I-20 and record your entrance to the U.S. in the SEVIS system.
- You will receive an **I-94 card** (Arrival/Departure Record), showing the date and place of entry, your status as an F-1, and a unique 11-digit admission number. Your entry should be marked for “D/S” (“Duration of Status”), not a date-specific departure. **Do not lose this card!** It shows that you made a valid entry into the U.S. and is an important part of your essential immigration documents. Also, you will need to give it back when you leave the U.S. **When filling out this card, be sure to write your name as it appears in your passport.**
- You may also be asked to show **financial documentation** of your support during your time at Emory (such as your award letter or bank statements from your parents or family members if they are supporting you).
- Following the border, or Point of Entry, immigration inspection, you will then proceed through U.S. customs inspection, after which you may continue to your final destination.

International Student and Scholar Services (ISSS)

ISSS provides services for international students. They will help facilitate your enrollment and assist you with your academic, personal and professional goals. You can visit the ISSS website at www.emory.edu/issv for additional information, location and office hours.

Orientation

During the **Rollins International Orientation (RIO)**, International Student and Scholar Services (ISSS) will hold a group check-in for international students. At this time, you will receive important information regarding your visa status, medical insurance, social security card, and living and studying in Atlanta and at Emory University. **During check-in you should present your immigration documents (passport with visa, I-94 card, I-20) for photocopying.**

Attendance at both RIO and regular orientation are mandatory. In case of an emergency, you are unable to attend this orientation, you are required to go by the International Student and Scholar Services (ISSS) office for check in and orientation.


Health Insurance


SACM will pay you for your health insurance for the duration of your stay at Emory. Insurance options for family members will be covered by SACM. The cost of quality medical care in the United States is very expensive. Without medical insurance the cost of treatment for an illness or an injury resulting from an accident can be devastating. Indeed, even receiving treatment is difficult if you do not have health insurance. Students are therefore required as a condition of their F-1 status to carry health insurance for themselves and their accompanying dependents.


More information on dependents' coverage and fees may be found at: http://studenthealth.emory.edu/hs/forms/Emory%20Aetna%20Pamphlet_2011-12.pdf

Until you receive your insurance policy information, you may need to pay for medical care out of pocket. Once you have your insurance policy information, you *may* be able to be reimbursed by your insurance (please make sure to refer to your policy information). The ER is not recommended unless the situation is highly serious and/or life threatening. Instead, it is recommended to use urgent care clinics staffed by physicians and nurses for serious, non-life threatening issues. Walk-in clinics are staffed by nurse practitioners and are designed to treat ailments such as step throat, pink eye, and seasonal allergies. It is recommended to contact the clinics before to make sure your insurance covers cost.

Urgent care clinics closest to Emory:


 [North Atlanta Urgent Care, LLC](#)
2700 Clairmont Road, Atlanta, GA 30329
Phone: (404) 327-8744
3.07mi **Specialties:** Urgent Care Center


 [WellStreet Urgent Care](#)
882 Ponce De Leon Avenue Northeast, Atlanta, GA 30306
Phone: (770) 809-3034
2.51mi **Specialties:** Urgent Care Center


 [Healing Heart Urgent Care](#)
2484 Briarcliff Road, Suite 24, Atlanta, GA 30329
Phone: (404) 809-4300
2.46mi **Specialties:** Urgent Care Center

1518 Clifton Rd. NE. Atlanta, GA 30322

Walk-in clinics closest to Emory:

 [MinuteClinic Diagnostic of Georgia, LLC](#)
EMORY POINTE CVS
1520 Avenue Place, Atlanta, GA 30322
Phone: (866) 389-2727
0.77mi **Specialties:** Walk In Clinic; Nurse Practitioner

 [MinuteClinic Diagnostic of Georgia, LLC](#)
EMORY VILLAGE CVS
2738 North Decatur Road, Decatur, GA 30033
Phone: (866) 389-2727
2.29mi **Specialties:** Walk In Clinic; Nurse Practitioner

 [MinuteClinic Diagnostic of Georgia, LLC](#)
INSIDE CVS
865 North Highland Avenue Northeast, Atlanta, GA 30306
2.05mi Phone: (866) 389-2727
Specialties: Walk In Clinic; Nurse Practitioner

Temporary Housing (Hotel)

Area hotels close to Emory are listed below.

Lodging	Amenities	Address	Phone
The University Inn at Emory	Free Wifi, Free parking Emory shuttle/walkable	1767 North Decatur Rd. Atlanta, GA 30307 (1.8 miles to Campus)	404-634-7327 800-654-8591
Emory Conference Center Hotel	Free Wifi in all public areas Paid parking Walkable	1615 Clifton Road Atlanta, GA 30329 (.3 miles to Campus)	404-712-6000 888-933-6679
Holiday Inn Express and Suites Atlanta –Emory Area	Free Wifi Free parking 2 blocks to Emory shuttle stop	2183 North Decatur Rd. Atlanta, GA 30033 (1.4 miles to Campus)	404-320-0888 888-HOLIDAY
Courtyard by Marriott Atlanta Decatur Downtown/Emory	Free Wifi Paid parking Hotel shuttle	130 Clairemont Ave. Decatur, GA 30030 (2.4 miles to Campus)	404-371-0204
Courtyard by Marriott Executive Park	Free Wifi Free parking Hotel shuttle Emory shuttle	1236 Executive Park Dr. Atlanta, GA 30030 (2.8 miles to Campus)	404-728-0708 800-321-2211
DoubleTree by Hilton Hotel Atlanta North Druid Hills – Emory Area	Free Wifi Free parking Hotel shuttle	2061 N. Druid Hills Rd. Atlanta, GA 30329 (3.2 miles to Campus)	404-321-4174 800-445-8667
Hampton Inn North Druid Hills	Free Wifi Free parking Hotel shuttle	1975 North Druid Hills Rd. Atlanta, GA 30329 (3.5 miles to Campus)	404-320-6600 800-426-8667
Super 8 Motel – Downtown Decatur	Free Wifi Free parking	917 Church Street Decatur, GA 30030 (2.6 miles to Campus)	404-378-3765
LaQuinta Inn Atlanta Midtown/Buckhead	Free Wifi Free parking	2535 Chantilly Drive NE Atlanta, GA 30324 (3.0 miles to Campus)	404-321-0999
W Atlanta Midtown	Free Wifi if reserved through specific sites (see hotel website) Paid parking Hotel Shuttle (drop off only)	188 14 th Street NE Atlanta, GA 30361 (4.4 miles to Campus)	404-892-6000
Holiday Inn Express & Suites – Atlanta Buckhead	Free Wifi Free parking	800 Sidney Marcus Blvd Atlanta, GA 30324 (3.6 miles to Campus)	888-HOLIDAY

Permanent Housing (Apartment)

More information about preferred housing as recommended by previous fellows can be found here: http://kingabdullahfellowship.com/wp-content/uploads/atlanta_city_guide.pdf

1518 Clifton Rd. NE. Atlanta, GA 30322

Part B: Settling In

Obtaining a Georgia Driver's License

Since you are a student, the Social Security Administration (SSA) will issue Form SSAL-676 (essentially a "denial" or "rejection" letter) if you are not eligible for an SSN if you wish to apply for a Georgia Driver's License.

Driver's License Information at the Department of Drivers services (DDS)*:

<http://www.dds.ga.gov/>

Driver's License Information for Non-US Citizens:

<http://www.dds.ga.gov/drivers/DLdata.aspx?con=1741471757&ty=dl>

Information about the Driving Test:

<http://www.dds.ga.gov/drivers/DLdata.aspx?con=1744407270&ty=dl>

To Schedule a Road Test , Visit:

<http://www.dds.ga.gov/drivers/Dldata.aspx?con=1743296159&ty=dl>

*** BE SURE TO CHECK THE OPENING HOURS OF DDS OFFICES.**

Leasing, Buying or Renting a Car

Leasing: When leasing a car, a contract is usually signed for a long period of time (e.g. up to three years). Generally, there is a down payment at the beginning or end of the lease, typically \$2,000 or \$3,000. Your mileage is typically limited to 12,000 per year (if you go over the limit, then you pay a fine per mile).

Renting: Rentals can be as short as a day or up to several months. Prices depend on the rental company, type of car, pick-up location, age of driver and the date and time of rental and return. Some rental companies in Atlanta include: Enterprise, Budget, Avis, Advantage, triangle and Hertz. Their websites include all the information about car rentals.



Buying: Cars can be purchased by cash or through financing. A car's prices depends on if it is pre-owned or new, bought from a dealer or from the owner, and the type/year/make of the car. Visit the following links for further information:

<http://www.carmax.com/>

<http://atlanta.craigslist.org/>

<http://www.carsforsale.com/>

Below are some car pricing websites:

www.edmunds.com

www.kbb.com

Expenses

We estimate that you will need approximately \$2,000 to cover the initial expenses when you first arrive. An unfurnished apartment will have a stove and refrigerator, but no other furniture. These expenses include establishing utility services such as gas, electric, and water, as well as purchasing furniture and household necessities.

Shopping

There are a number of places to shop in the Emory area, including:

Groceries:

Visit the Saudi Student Association Guide for more information regarding recommended (including Halal) options for food: http://kingabdullahfellowship.com/wp-content/uploads/atlanta_city_guide.pdf



For the Home:

Visit the Saudi Student Association Guide for more information regarding recommended stores: http://kingabdullahfellowship.com/wp-content/uploads/atlanta_city_guide.pdf

Recommended School Supplies: (available at drug stores, Target, grocery stores and at office supply stores like Office Max and Office Depot): pens, pencils, paper clips, stapler/staples, highlighters, scientific calculator (for BIOS and EPI classes).

Sales Tax

Sales tax is not stated in the price of an item; it is added to the price when you pay. In the Atlanta area, the sales tax is generally 7% of the price. Thus, if an item is priced at \$1.00, you actually pay \$1.07.

Phone

Most international students choose either carriers. Offices closest to Emory include:

Verizon Wireless

650 Ponce De Leon Ave NE
Suite 660 B
Atlanta, GA 30308
(404) 685-8308

AT&T

3005 N Druid Hills Rd NE
Atlanta, GA 30329
(404) 315-1900

Internet

You will arrange for internet access at your apartment on an individual basis. Check with your leasing office if you have questions. Note that the majority of restaurants, cafes, and shops have free WiFi access. Once on Emory's campus, you can use your Emory log-in to get WiFi access as well.

Banking

One of the things you will want to do after settling in Atlanta is to open a bank account at a local bank. When you go, *take all of your immigration papers, Emory ID, admission and support letters.*

People often use checks to pay bills and use check cards for purchases at stores and for withdrawing cash at Automatic Teller Machines (ATMs). After you open a bank account, you can have money wired to your account. One week is the normal amount of time to have money wired from overseas. NOTE: A social security number* is **not** necessary to open an account with the banks listed below, but they do require that you show at least your passport for identification, and many require two forms of photo identification.

There are several banks near the Emory campus, including:

- ✓ SunTrust - 1685 North Decatur Road - 404-728-1200
- ✓ Bank of America - 1615 North Decatur Road - 404-329-4839
- ✓ Wells Fargo - 725 Houston Mill Road - 404-329-1830

Emory Card

Students at Emory University are issued an Emory Card that will grant them access to basic campus privileges, such as using the University Library System and applying for membership in the Woodruff Physical Education Center.

You can fill an application online at Rollins' website to upload a picture of you in advance. If you upload your picture in advance, Rollins will provide you with your printed ID card during orientation. Students can also request a card in person in the Emory Card office (located in the B. Jones Building). More information regarding location and hours can be found here: <http://studentfinancials.emory.edu/emorycard.aspx>

Parking

To find shuttle numbers and routes as well as parking information, visit the **Transportation and Parking website** at <http://transportation.emory.edu/>. The transportation office is located at the Clairmont campus. They can also provide you with transportation and parking information.

MARTA Bus and Rail System

- You can purchase a monthly MARTA card at the Dobbs University Center (DUC) in the center of campus.
- Bus schedules can be obtained at the rail station or at the DUC (especially your most frequently used buses). It is a good idea to keep the schedules with you.
- Buses operate about every 20-30 min (sometimes longer), and less frequently on weekends and holidays.
- To take a train, check the schedule to plan your trip at www.itsmarta.com



Part C: Living in Atlanta

Enjoying Your Stay

The King Abdullah Fellowship is a unique, once-in-a-lifetime opportunity. At the same time, homesickness and stress can make even the best experience a challenge. Here are some tips to help you enjoy your stay:

- ✓ **Maintain your perspective.** Try to remember that thousands of people have come to Atlanta and Emory from other countries and have survived and prospered! So will you!
- ✓ **Evaluate your expectations.** Your reactions to the US, Atlanta and Emory are products both of the way things are here and the way you expected them to be. If you find yourself being disappointed about something, ask yourself, "What did I expect?" Once you reconcile the differences between your expectations and the way things actually are, you may be able to reduce the amount of dissatisfaction you feel.
- ✓ **Keep an open mind.** People in Atlanta and at Emory might say or do things that people at home would not say or do. But the people here are acting according to their own set of values. Try to find out how they perceive what they are saying and doing and avoid evaluating their behavior using the standards you would use in your own culture.
- ✓ **Learn from the experience.** Moving into a new culture can be the most fascinating and educational experience of your life. Also take this opportunity to share some of your culture with Americans and other international students!

Emergency and Non-Emergency Contact Information

Emergencies (including health problems, fires, and natural disasters:

Call Emory Police Department at 404-727-6111

Non-emergency needs for assistance:

- Counseling Center: 404-727-7450
- Student Health Services: 404-727-7551
- Emory Helpline (9 PM to 1 AM): 404-727-HELP (4357)
- Emory Sexual Assault Information Line: 404-727-RAPE (7273)